



**URBANICE**  
MALAYSIA



## **MALAYSIA SDG CITIES**

Accelerating the  
Progress for Local  
Implementation OF  
SDGs

**NORLIZA HASHIM**  
CEO

Urbanice Malaysia  
February 2022

**URBAN  
THINKERS  
CAMPUS**  
THE CITY WE NEED

 **WORLD  
URBAN  
CAMPAIGN**



# URBANICE MALAYSIA

*About Us*



**URBANICE**  
MALAYSIA



## VISION

A Centre of Excellence for Sustainable Cities and Communities

## MISSION

To localise and mainstream the sustainable urban agenda, catalyse urban solutions, foster community resilience and promote climate-actions for the sustainability of our communities and cities.

- [lizahashim@gmail.com](mailto:lizahashim@gmail.com)
- [norliza.urbanicemalaysia@gmail.com](mailto:norliza.urbanicemalaysia@gmail.com)

# Malaysia Urbanisation

*Malaysia became an Urban Nation in 1991 – when 50.4% of its population lives in urban areas  
Urbanisation is unstoppable and the key challenge is to manage urbanization sustainably*

## URBANIZATION RATE FOR MALAYSIA

- 33.5% (1970), 77.8% (2018)
- 77.7% in 2021, 85% by 2040

## POPULATION MALAYSIA

- 10.8 M (1970), 24 M (2002), 28 M (2010)
- 32.7 million (2021), 41.5 million (2040)



## Role of Cities & City Regions

**155** Local Governments

**314** Urban Centres

Cities in Malaysia - important drivers of economic growth. Malaysia's 3 largest cities and its conurbation – Kuala Lumpur, Penang and Johor Bharu constitute 70% of the national population.

**38%**

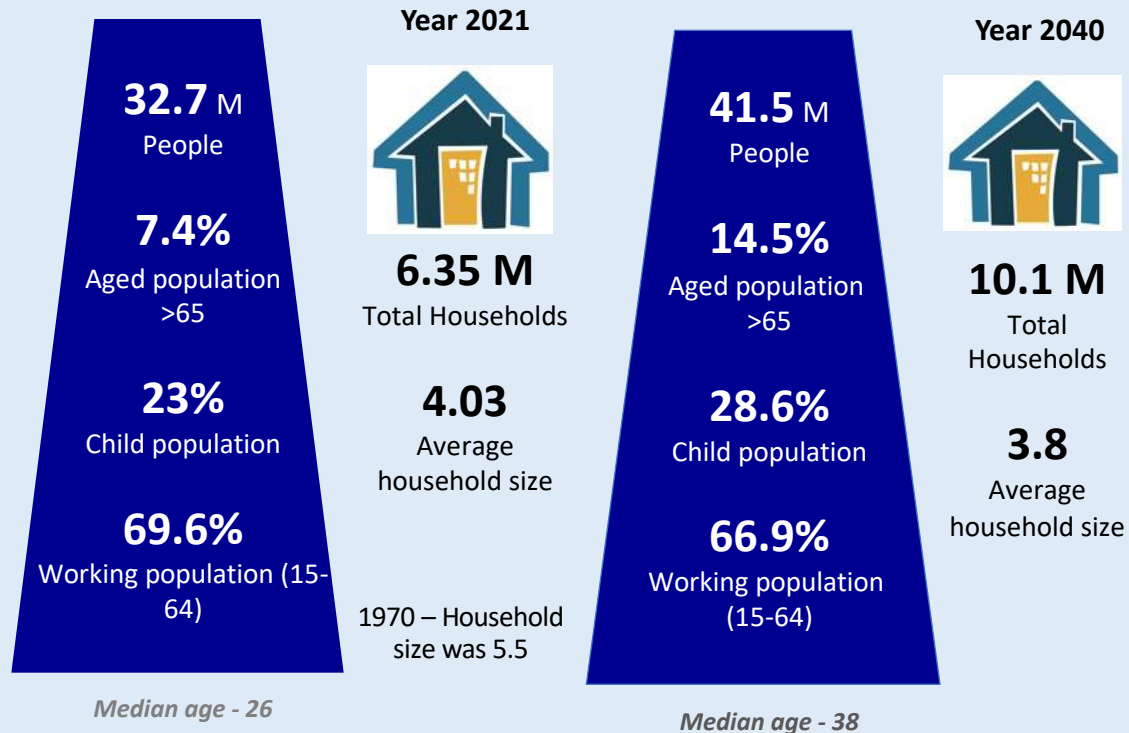
Contribution to  
Malaysia's GDP



# Urbanisation Challenges – Today and Tomorrow

*Our demographics are changing and decreasing disparities is our focus and challenge*

Meeting our changing social needs and social structural change occurs



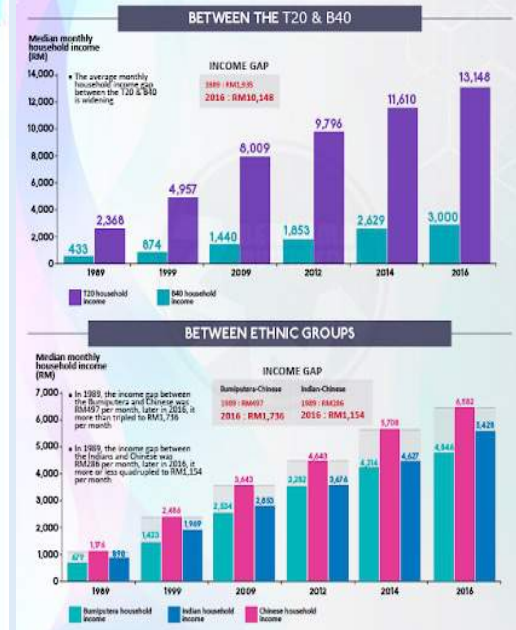
We also faced increasing disparities

## Gap between income groups



Source: Department of Statistics Malaysia

## SHARED PROSPERITY VISION 2030: INCOME DISPARITY



Source: Ministry of Economic Affairs & the Department of Statistics, Malaysia

Berjaya Infographics

# Malaysia Pandemic & Climate Change Impact

*In the last 2 years, we have been affected by so much crisis that require more than just urgent actions*

## ***IMPACT OF THE PANDEMIC (2020)***

***A Health Crisis that has become a social and economic crisis***

### ***ECONOMIC IMPACT***

**-5.6%** GDP contraction (end 2020)

**4.8%** unemployment rate (up to 1M loss of jobs)

**40%** SMEs may wind up operations

**47%** Self-employed workers lost their jobs

### ***AFFECTING INCOME***

**-10.3%** Mean Household income decline

**RM 7,089 (2020), RM 7,901 (2019)**

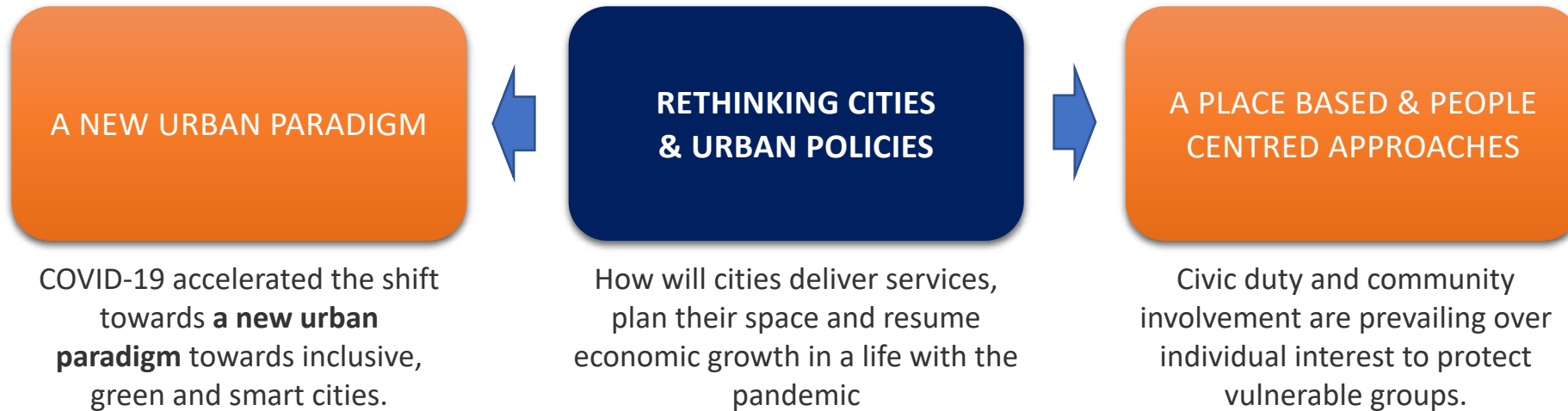
- 20% M40 shift to B40
- 12.8% T20 shift into M40
- Additional 12.5% with mean income below RM2500.00
- *Situational poverty situation*




# BUILDING CITY RESILIENCE IN WINNING THE FUTURE

Building a 'New Normal' to reduce economic, social and environmental vulnerability of COVID-19.

There is a need for urgent actions to improve people's lives and stimulate innovation towards a behavioural shift to make cities more sustainable and resilient.



**Fundamentals towards resilience and a new sustainable development paradigm.**



# The Need to implement the SDGs at all levels

*The indicators has been developed by localising global and national indicators and embed existing indicators*

The **performance of any country**, to achieve the SDGs, depends on its leadership.

**Effective leadership** translates SDGS into public policy formulation and implementation, as well as good public service delivery, to meet the needs and aspirations of citizens.

**Achieving the SDGs** require concerted efforts of governments, the business sector, society, and individual citizens.

## National Government

The Malaysia SDG Cities will provide important inputs needed to report on Voluntary National Review for SDGs, establish coherent national policies to address important urban issues and promote necessary regulatory frameworks.

## State Government

The SDG Cities will allow States to measure the performance of their State in SDG implementation. Provide an opportunity to facilitate state wide planning to address challenging issues and coordinate state multiple sectoral interventions.

## Local Government

The SDG City Report will provide a good opportunity for Local Actions that translates the Global Agenda to overcome local issues and to streamline State and National Policies. It will also lead to encourage Local Governments to prepare its Voluntary Local Review.

## Private Sector

The SDG Cities roadmap will include the role of private sector to promote the financing and delivery of products, infrastructure, goods, and services; adopt new technologies to strengthen measures to achieve the SDGs targets.

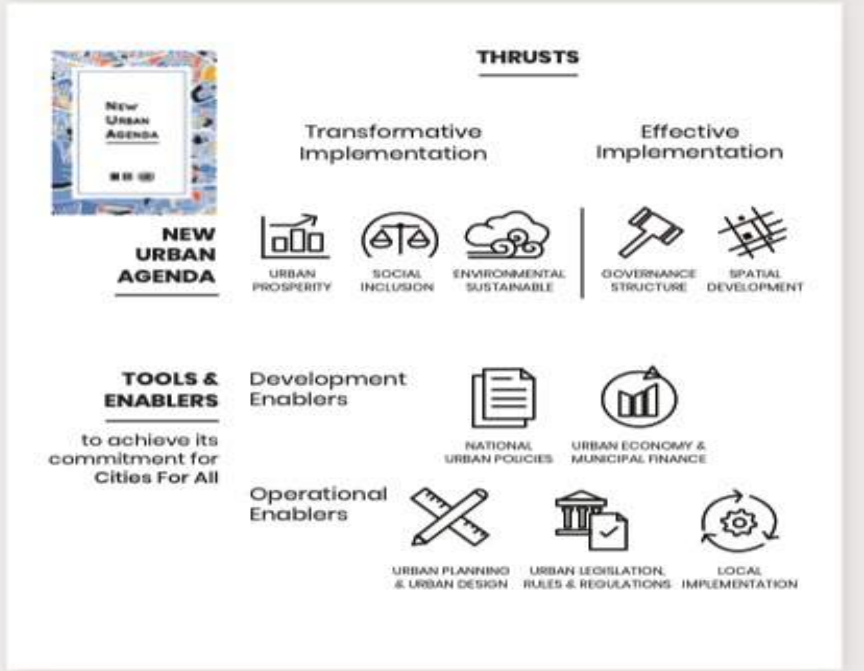
## Civil Society

The SDG Cities roadmap will open up space for engagement and participation in local decision-making and enable civil society to understand on their role and responsibilities to effect change to the SDG implementation.



# Malaysia Sustainable Development Framework

## Sustainable Urbanisation



Source: Urbanice Malaysia, 2019

The Malaysia sustainable development framework targets for a Sustainable Urban Nation. It can be set its pathway by the 17 SDGs and its targets and accelerate its implementation through the New Urban Agenda effective and transformative means of implementation.

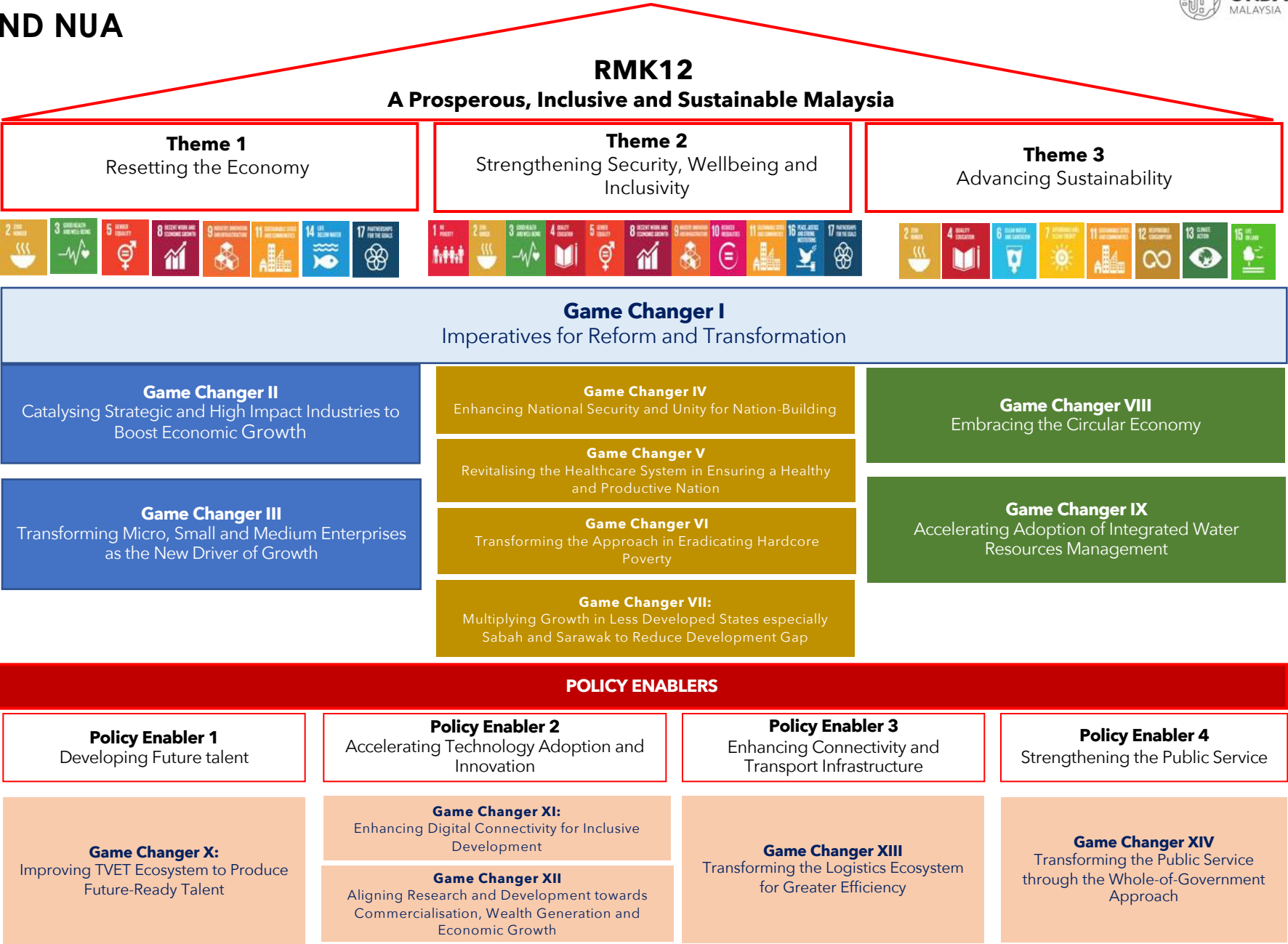
Framework of Malaysia Shared Prosperity Vision 2030





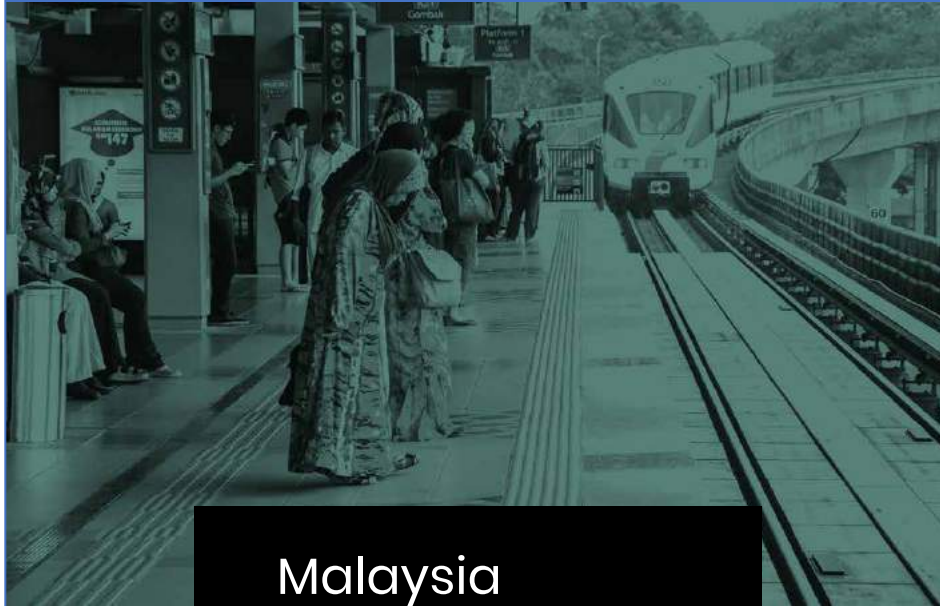
# MALAYSIA SUSTAINABLE URBAN NATION – 12th MALAYSIA PLAN, SDGs AND NUA

By the year 2040, about 85% of the total population is estimated to live in urban areas. Priority will be given in promoting effective urban planning and governance, fostering a sustainable urban economy, prioritising green and resilient urban development as well as developing sustainable urban society. This will promote better inclusion and enhance the wellbeing of urban dwellers. The measure also in line with the New Urban Agenda (NUA) to support the 2030 Agenda ....page 6-16 12MP



# The Malaysia SDG Cities

*A framework to guide cities to prepare their Roadmap Towards a Sustainable City*



## Malaysia SDG CITIES



URBANICE  
MALAYSIA



Launched on the 29th September 2020 by Prime  
Minister of Malaysia @ MUF2020

In localizing the SDGs, the Malaysia SDG Cities will adapt, implement and monitor the SDGs goals and targets at the local level.

### Aligning To National & State Policies And Plans

To implement the National SDG Roadmap for Malaysia, the need to align local SDGs programs and initiatives with State and National is important. This will support a bottom-up process, where the City Roadmap and Voluntary Local Reviews by Local Governments will provide the mechanism for implementation and monitoring.

### Vertical Integration

#### National

Policies, Blueprints,  
Development Plans and  
Voluntary National Reviews

#### State

Policies, State Development  
Plans and State Sustainable  
Agenda

#### Local

Local Plans, Strategic Plans,  
Action Plans, Guidelines, Rules  
and Regulations.

- City Voluntary Local Review
- SDG Cities Report
- Community Programs and Initiatives



## Why Malaysian Cities Need SDG Cities Roadmap?

To uplift the standards and status of Local Governments –  
Malaysia SDG Cities will assist Local Governments to align its operations goals and objectives with the sustainable agenda to ensure cities and communities priorities are achieved.

**1**

Set local priorities and focus attention on urgent urban challenges to harness future opportunities

**2**

Develop an Action Plan to match the SDG and synchronized and align with National, State and Local development agendas.

**3**

Strengthen role of Local Governments to monitor, evaluate and report SDG progress to national and state level

**4**

Raise local government awareness, commitment and capacities towards sustainable agenda

**5**

Create a platform for Partnership to mobilize and empower stakeholders to identify practical integrated and innovative Solutions

**6**

Facilitate local government access to funding resources and develop business models to finance SDGs actions





# Local Government and the SDGs

Functions of Local Government and its Relationship to SDGs



## KEY STAKEHOLDERS



**COMMUNITY**  
COMMUNITY, VISITORS,  
NGO'S, INTERESTED  
PUBLIC



**ECONOMIC CATALYST**  
INDUSTRY, COMMERCE,  
BUSINESS AND RETAIL

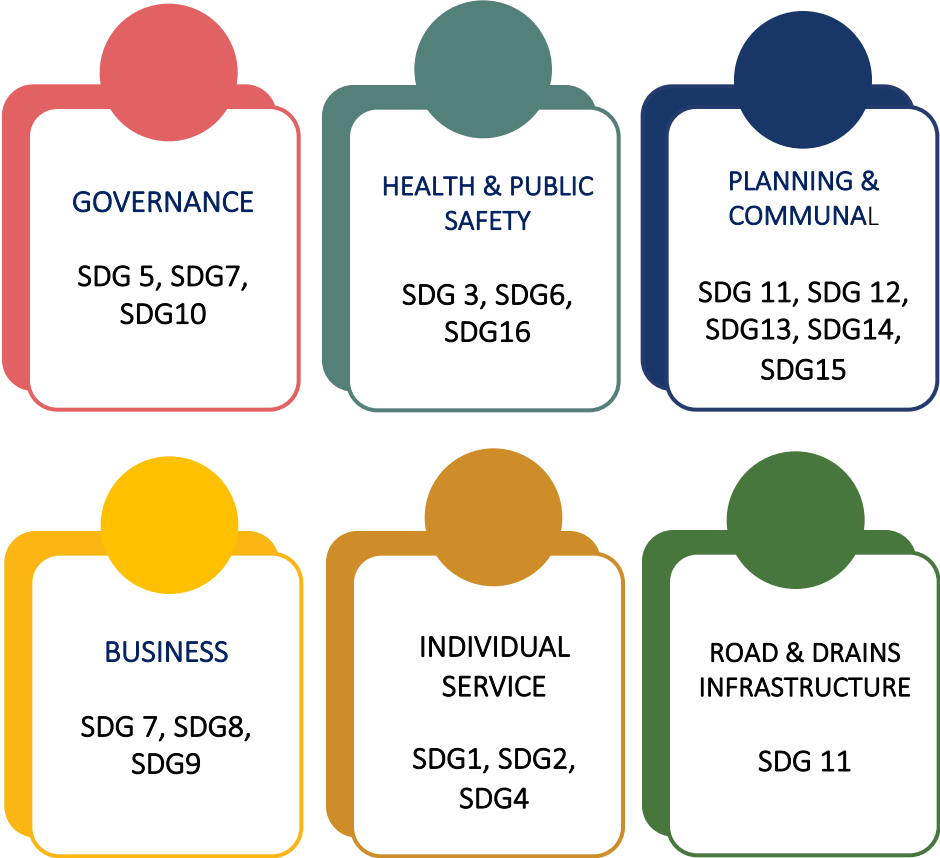


**RESOURCE PROVIDER**  
INSTITUTIONS OF  
HIGHER LEARNINGS  
R&D CENTRES



**LOCAL AUTHORITIES**  
MAYORS, COUNCILLORS  
AND ALL LA STAFF  
MEMBERS

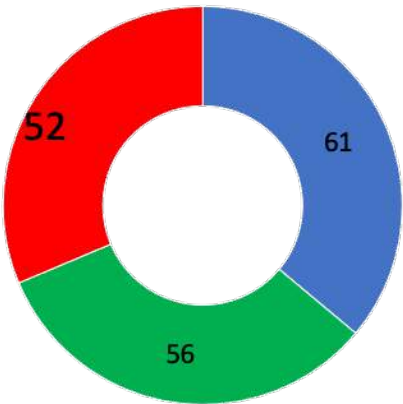
## CURRENT FUNCTION (ACT 171)



# Local Government Role and Function + the 17 SDGs and 169 Targets

169 SDG targets are either directly/partially/not related to the role and function of Malaysia's Local Government

The Role & Function of Malaysia Local Government in Implementing the SDG Targets



70% of the SDGs can be implemented at the Local Level

- Directly related
- Partially Related
- Not Related

61 of SDG targets (36%) are directly related to the role and functions of Local Governments in Malaysia to implement the SDGs.

SDG 11 has the highest number of targets directly related with Malaysia local government role and Functions.

Thus, Malaysia Local Governments play the important position in implementing SDG 11 (Make cities and human settlements inclusive, safe, resilient and sustainable).

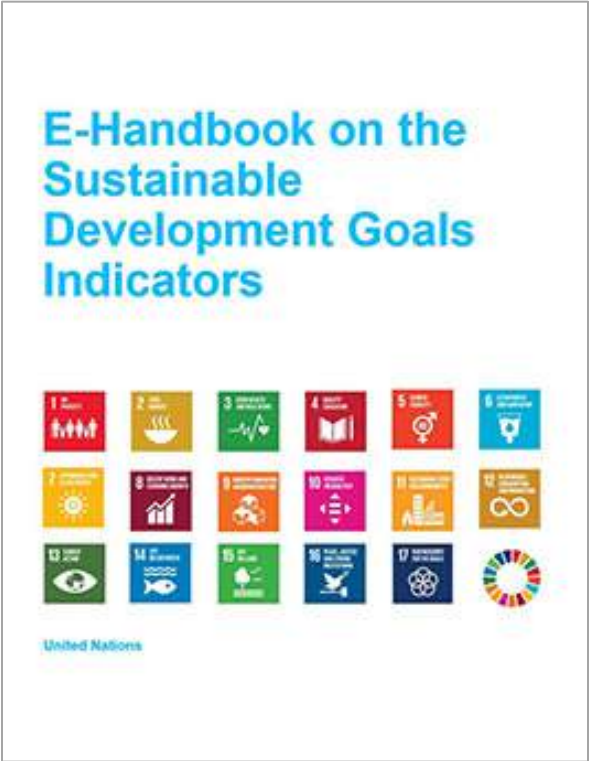

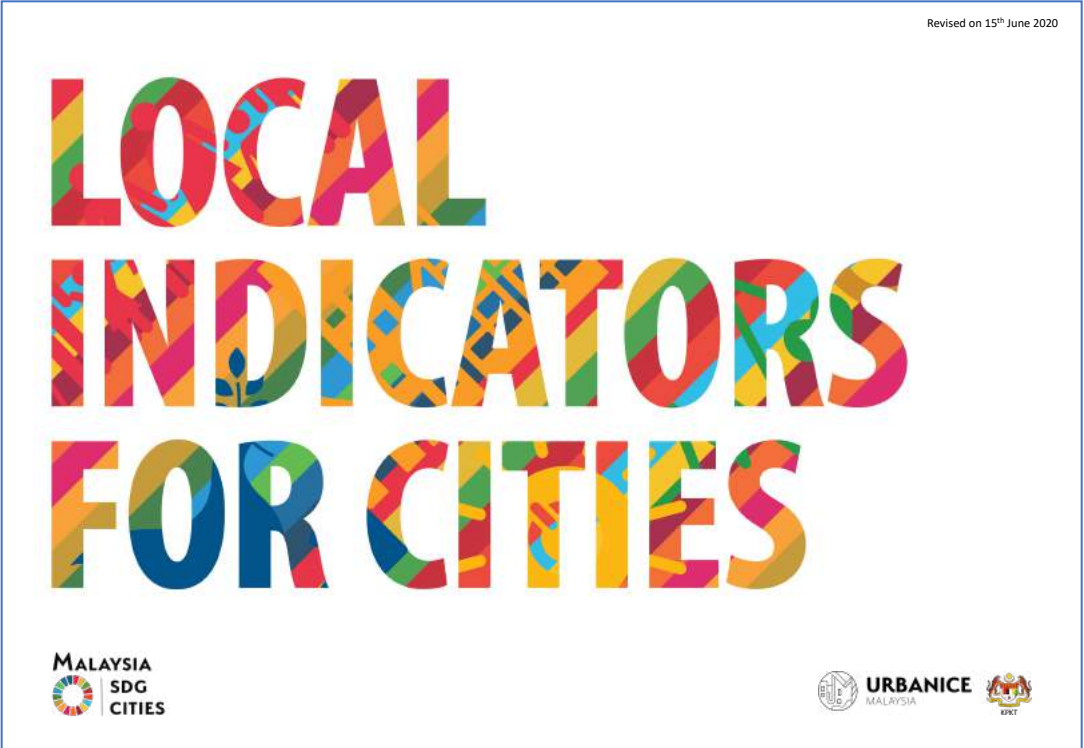
Role & Function of Local Government			SDGs Targets																
SDG Targets		(%)	1	2	3	4	5	6	7	8	9	10	11	12	13	14	15	16	17
Directly related	61	36.09	2	0	1	1	1	8	0	4	4	3	9	8	2	4	6	4	5
Partially Related	55	32.55	4	3	4	5	3	0	5	6	3	2	0	2	2	5	4	3	4
Not Related	53	31.36	1	5	8	4	5	0	0	2	1	5	1	1	1	1	2	5	10
Total targets	169	100	7	8	13	10	9	8	5	12	8	10	10	11	5	10	12	12	19





# Measuring with Local Indicators

The indicators has been developed by loalising global and national indicators and embed existing indicators



# VISION, ACTIONS AND STRATEGIES

*A Dynamic Multi-Stage Process, Engaging Stakeholders and Aligning to Global Goals and National Aspirations*





# Developing the City SDG Roadmap and Action Plan – 3+1 Process



URBANICE  
MALAYSIA



## CITY PROFILING & DIAGNOSTIC

### 1. City Data Review

Baselines information of City.  
Challenges and Issues  
Existing Blueprints and Development Plans  
Current Roll-out Plans and Its Phase of Implementation

2. Mapping and Alignment to the SDG's and to the NUA and recognizing many activities are compatible with the SDG's and NUA

### 3. Gap Analysis

Where do we have gaps in the current activity.



## CITY VISIONING

### 1. Engage Key Stakeholders

Collective review of current city's policies and strategies.  
Collective View on Best Policies to accelerate progress and initiatives.

### 2. Setting Priorities

Collective views on local priorities for immediate actions.

### 2. Key City Indicators

Setting key indicators for the city.



## CITY SDG LOCAL ACTIONS & ROADMAP

### 1. SDG Local Action

Develop action plans for the localisation of SDGs and NUA

### 2. Setting Goals for the City.

Set the base year and its targeted years for achievements.

### 2. Roadmap and Action Plans

Develop a timeline for the implementation of the local actions.  
Identify partners for implementation.  
Identify key outcomes.  
City Programs and Projects

### 4. Accreditation

Local accreditation for SDG localisation



## CITY VOLUNTARY LOCAL REVIEW

### 1. Commitments for VLR

Identify Local Commitments to SDGs that is shared for VLR.

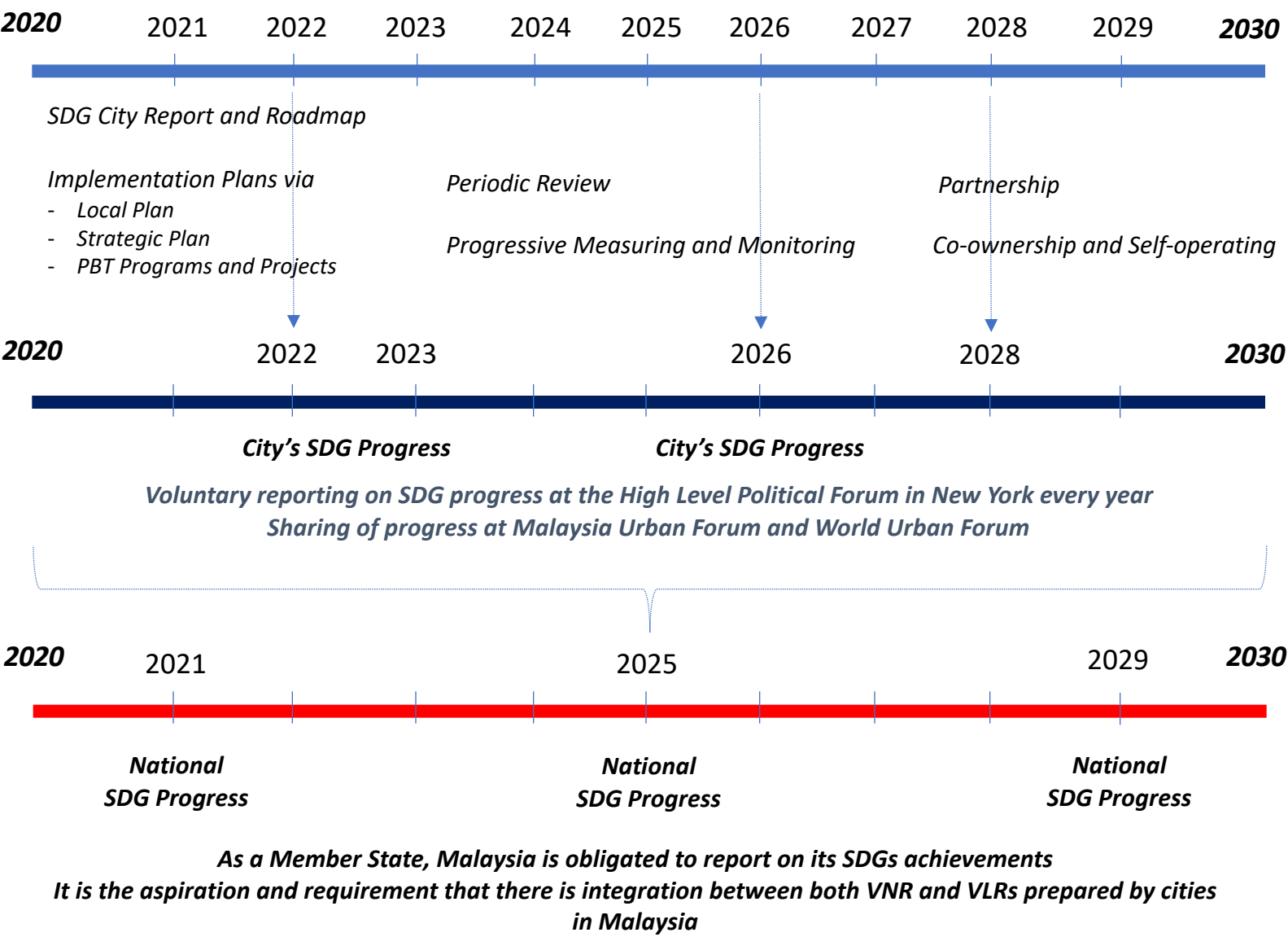

### 2. Mapping local needs to global goals -

An opportunity to emphasize individual programs or initiatives highlight the City's initiatives, plan and targeted achievements.

### 3. Setting up formal/informal mechanism for continued integration of SDGs

Highlights specific local challenges and how the actions overcomes them.

# Malaysia SDG Cities and VLR – Towards 2030 Achievements



# Measuring the SDGs Cities Performance in Malaysia

*A framework to guide cities to prepare their Roadmap Towards a Sustainable City*

- **3 KEY OUTCOMES** for Malaysia SDG Cities

## Outcome 1

- **Ensure Inclusive Growth and Development for All**
- **SDG 1, SDG 2, SDG 3, SDG 4, SDG 6, SDG 7**

## Outcome 2

- **Enhance access to quality services to address disparities**
- **SDG 5, SDG 8, SDG 9, SDG 10, SDG 16, SDG 17**

## Outcome 3

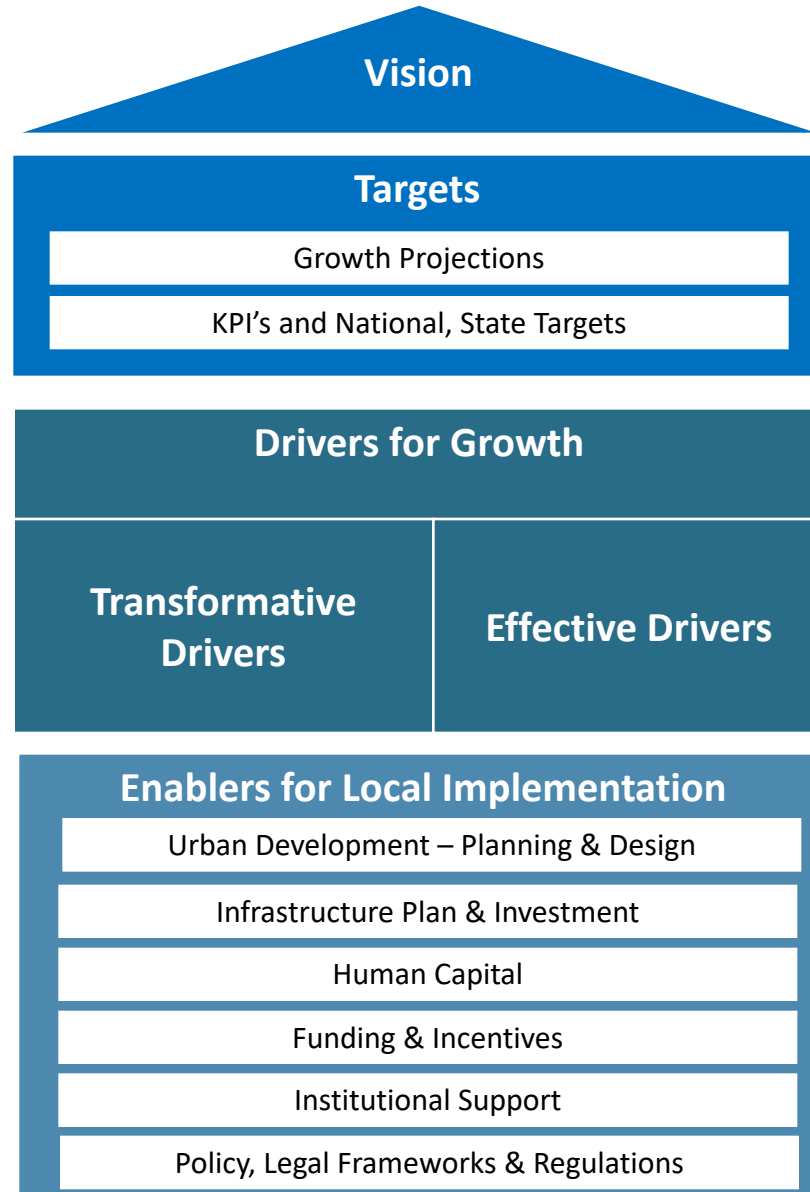
- **Promote Environmental Sustainability to Mitigate Climate Change**
- **SDG 11, SDG 12, SDG 13, SDG 14, SDG 15**





# BRINGING IN THE DIMENSION OF NEW URBAN AGENDA

*NUA as the Means to develop the roadmap and action plans to achieve the SDGs*



## Vision Statement

*Vision Statement is normally supported by :  
Principles/ Values to translate/explain the Vision*

## Targets

### ***Growth Projections***

*Economic targets, Population & Employment Targets*

### ***KPI's***

*National, State and Local Targets*

## Future of Growth Trajectories

***Natural Growth***

***Medium Growth***

***High Growth***



# Stakeholders Engagement

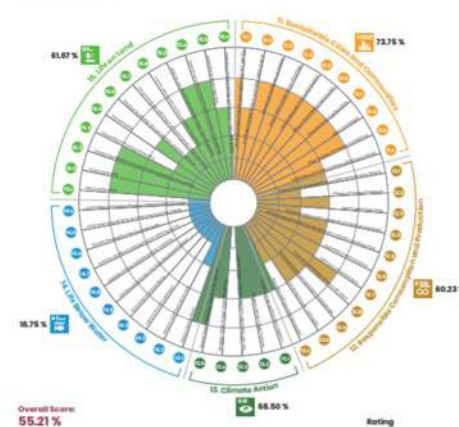
Engagement with the City Council's key stakeholders aims to understand and identify the current and future needs and the alignment needed to fulfil the 2030 Agenda.



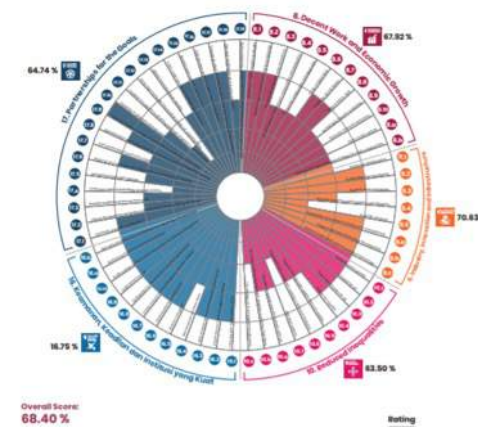
Enhances Access to  
Quality Services to  
address disparities



Ensure inclusive  
Growth and  
development for all



Promotes Environmental  
Sustainability to Mitigate  
Climate Change



## Malaysia SDG Cities Stakeholders Engagement Plan

### Engagement methods and process

Workshops

Group  
Discussions

Online  
surveys

Interviews

### Who are involved?

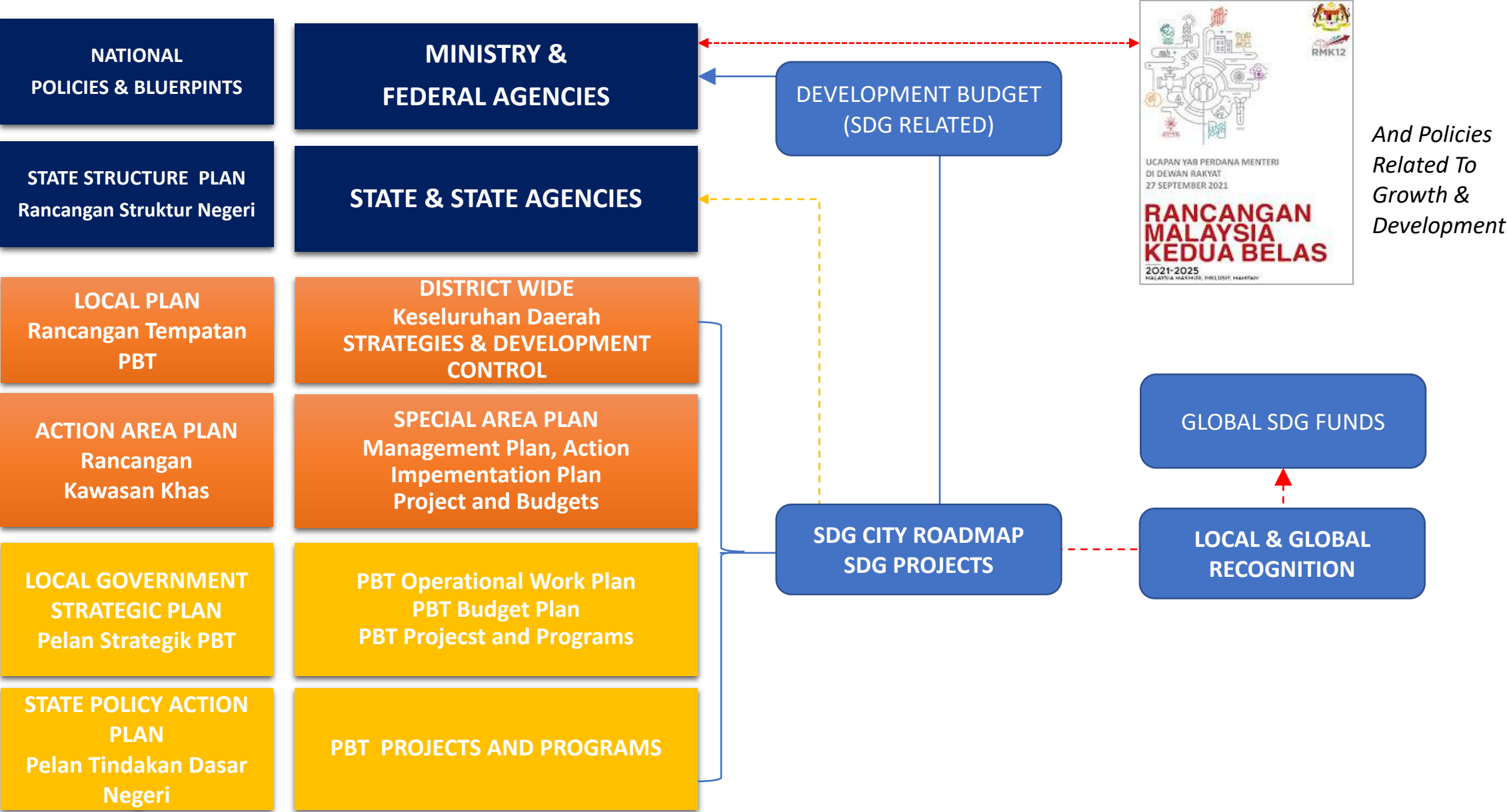
- 1 Communities – Residents, Tourists, etc.
- 2 Businesses & Industries
- 3 Academia
- 4 Professionals
- 5 Non-government organizations

### The Shah Alam stakeholders

- 1 Mayor and Council Members
- 2 Top management / Heads of Dept.
- 3 Officers
- 4 Shah Alam Green Ambassadors

# Streamlining SDG Roadmap and Projects

Aligning to Policies, Implementation Plans and Budgets



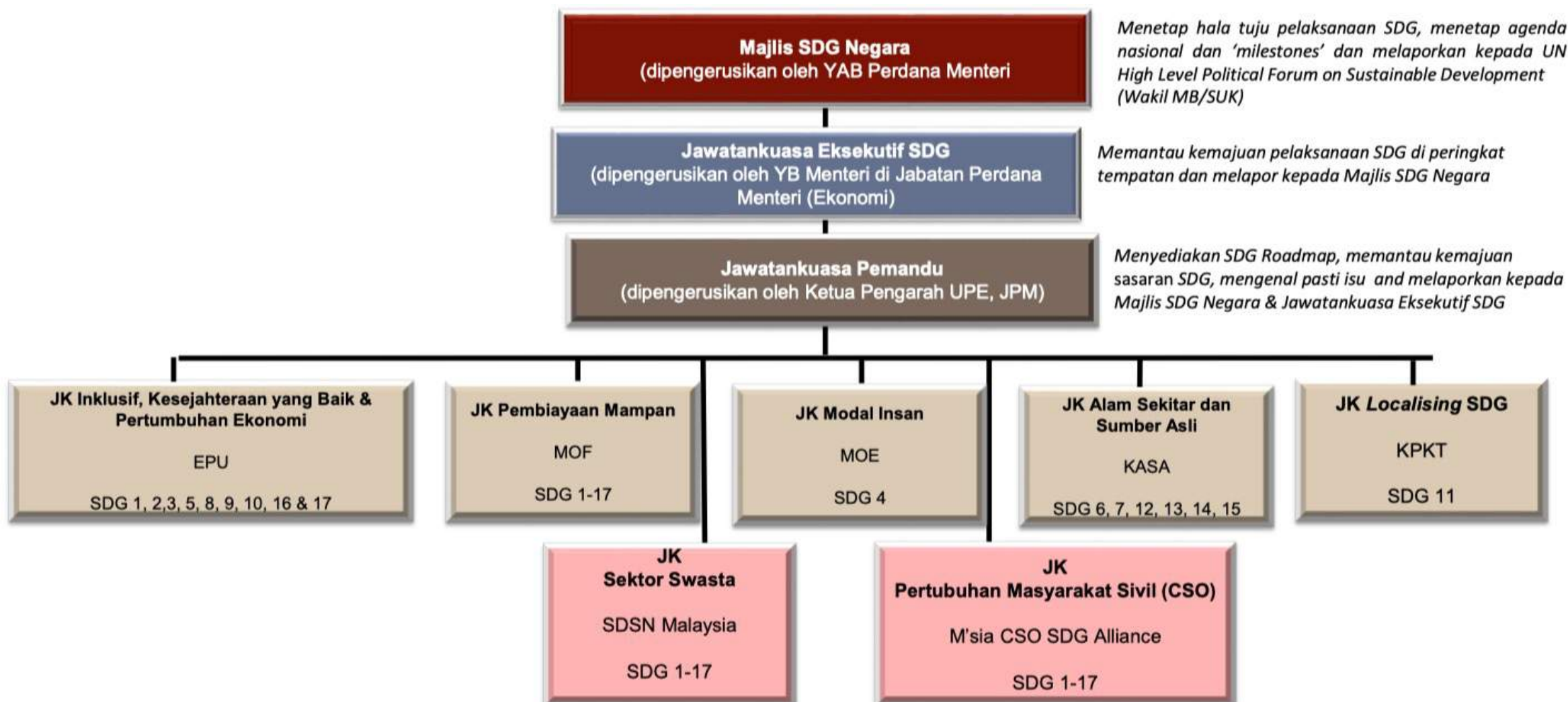


# SDG Governance

Localizing SDGs is the key responsibility of KPKT



**URBANICE**  
MALAYSIA



# Private Sectors - ESGs and their inter-linked to SDGs

*ESG represents the environmental, social and governance aspects for corporate management and growth.*



**URBANICE**  
MALAYSIA



# Private Sectors – Measuring SDGs for Specific Sectors

Urbanice Malaysia also undertakes SDG measurements for private sectors



KUALA LUMPUR  
CONVENTION CENTRE



## Initiative and Program



### a. Food Waste Management

- partner with Food Aid Foundation to donate surplus food and ingredients to provide nutrition to marginalised community
- donated over 750 kg of fresh produce and surplus food to Food Aid Donation
- launched “Love Food, Hate Waste” campaign



### b. Waste Management

- increase public awareness of the safe disposal of Household Hazardous Waste (HHW)
- set up collection point is located at Centre Core, KLCC
- Recycle and store for suitable disposal method by contracted professional company



### c. Single-Use Plastics

- trolley jackets are used to replace clingfilm used for transportation of food
- trolley jackets are used to replace clingfilm used for transportation of food



### d. Energy Management

- building was designed to make the most of natural in all pre-function areas
- The Centre is fitted with energy -saving LED throughout the venue.
- The Centre’s entire façade of glass panels are laminated with window films to reduce solar heat
- Covered link bridge connects the Centre to leading hotels and places of attractions



### e. Water Conservation and Management

- installed a rain water harvest system on its roof top
- equipped with automatically activated aerated and spring loaded water taps



### f. Environmentally Friendly Sourcing

- Environmentally Friendly Sourcing
- ensures minimal pesticide usage and all products meet governmental



### g. Industry Support

- launched a Precinct-wide Sustainability Taskforce that comprised of the top managements of the PETRONAS Twin Towers, KLCC Park, Suria KLCC Shopping Mall, Mandarin Oriental Hotel, Traders Hotel and Impiana KLCC Hotel
- Centre’s Sustainability Taskforce will help and guide organisers to adopt sustainable and environmentally friendly event.
- tree-planting initiative



### g. Community Support

- sponsored of two dialysis machines
- planting over 3,000 trees
- sponsorship for over 40 mentally and physically challenged teenagers for a national IT tournament.



### g. Building Champions of Change

- create awareness amongst its team in order to bring about a change in mindset and behavior and to make each and every one a champion of change for mother earth.

## Initiative and Program

2005,	Aligned to Earthcheck benchmark
June	Set 2020 Environmental Goals
2007	Awarded ISO 14001:2004
2009	Awarded Earthcheck Bronze
2010	Awarded ISO 14001:2015
2018	Awarded ISO 45001:2019
2019	Awarded Earthcheck Silver
	Aligned to United Nations
2020	Sustainability Development Goals
	1st venue in Malaysia to partner with Food Aid Foundation
2021	Set up Exhibition Waste Task Force
	Set up Precinct Sustainability Task Force
2022	Adopted the ASM Global Acts Goals

## SDG targets Aligned with KL Convention Centre Sustainable efforts



2.1: end hunger and ensure access by all people



3.9: substantially reduce the number of deaths and illnesses from hazardous chemicals



6.4: substantially increase water-use efficiency



7.3: double the global rate of improvement in energy efficiency



8.9 promote sustainable tourism



11.2 provide access to safe, affordable, accessible and sustainable transport systems



12.1 Sustainable Consumption and Production Patterns  
12.3 halve per capita global food waste  
12.4: the environmentally sound management of chemicals  
12.5: reduce waste generation through prevention, reduction, recycling and reuse



15.1 ensure the conservation, restoration and sustainable use of terrestrial



17.17 Encourage and promote effective public, public private and civil society partnerships,



# ACCELERATING SDGs THROUGH FORUMS, PLATFORMS & PROJECTS

*Urbanice Malaysia Key Programs to accelerate localization & implementation of SDGs*



**Malaysia Urban  
Innovation Hub**



**Housing & Communities**

**Sustainable Urban Micro-Mobility**

**Urban Systems and Services**



**MUF 2019, MUF 2020, MUF 2021**

**Asia Pacific Forum**

**Urban Labs – Better Cities**



**CCR DIGITAL PLATFORM**

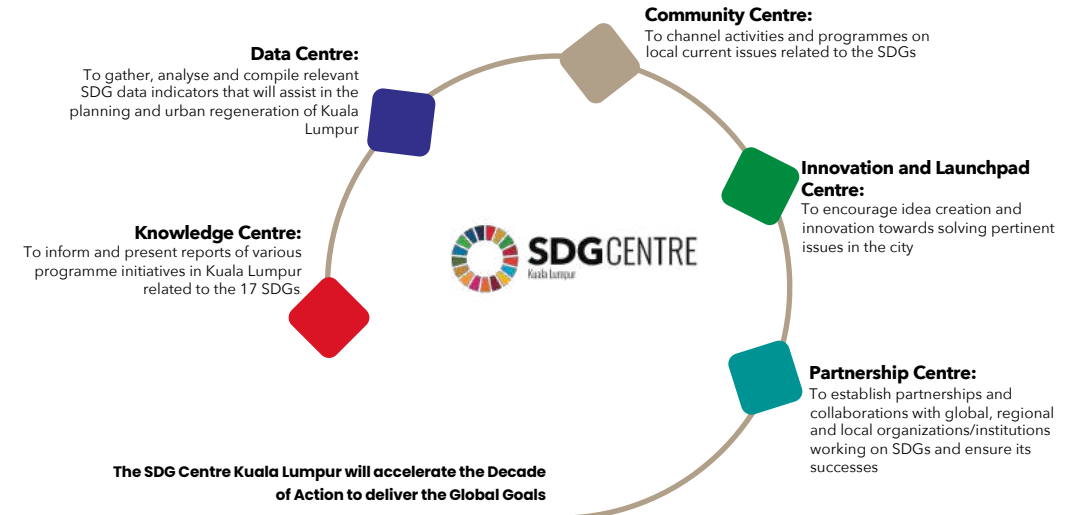
**GRPB**

# SDG CENTRE KUALA LUMPUR

*A collaborative effort with KL City Hall*



## The 5 Key Functions of the SDG Centre



KL Library  
Physical Space



Digital Twin  
Platform



# MALAYSIA SDG CITIES NETWORK

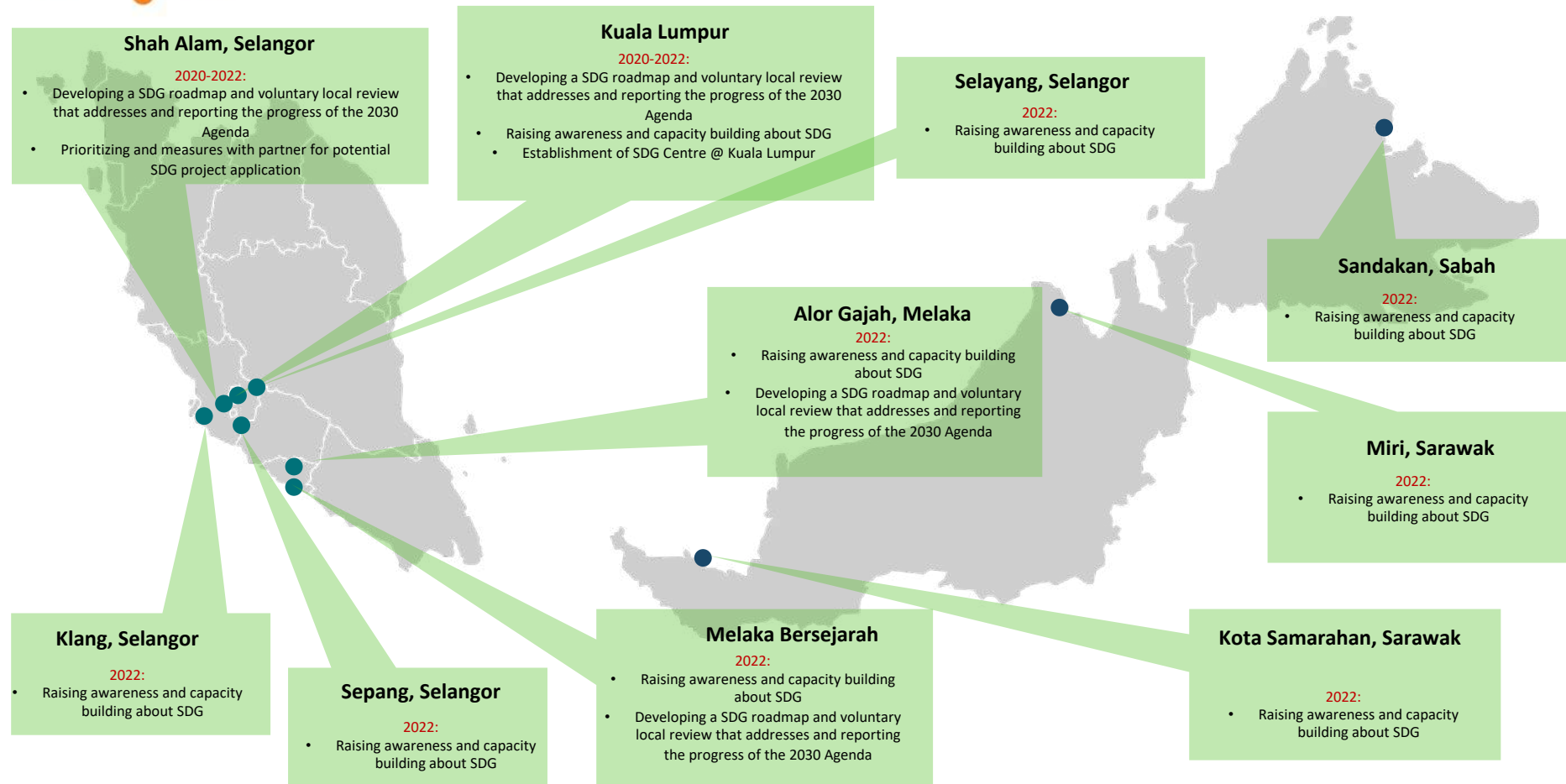
10 Cities have committed to Malaysia SDG Cities and this will be an important milestone to Malaysian cities.



**URBANICE**  
MALAYSIA



The Malaysia SDG Cities city Networks has expanded to almost 10 cities in Malaysia ranging from capacity building to aligning the local actions to SDGs





# Malaysia : Where We Are Today


Our commitment towards the 2030 Agenda



**URBANICE**  
MALAYSIA



**VNR**



*Embed National Development Plans, National Policies & National Economic Blueprints.*

*VNR 2021 –Whole of nation approach*





**99**  
Indicators available



**126**  
Indicators available

*Department of Statistics Malaysia – national focal point for SDGs data collection.  
National indicators are aligned to the 247 global SDG Indicators*


**VSR**  
**SDG CITY**



*Draft VSR is in progress.  
Align to National Policies & SDGs targets  
Collaborate with City Councils on local SDGs actions review.*





**126**  
Indicators available




**107**  
City Indicators

*State VSR refers to National Indicators, Selangor State sustainable targets and localizes its data and refers to Local Indicators for its cities.*

**VLR**



*The 1<sup>st</sup> VSR  
Align to National Policies & SDGs targets  
Collaborate with City Councils on local SDGs actions*



**107**  
City Indicators  
Quantitative & Qualitative

*Program Projects  
Local initiatives  
Local stakeholders input*

**39**  
Murninet indicators

**12**  
Low Carbon City indicators

**22**  
Smart City indicators

**34**  
New indicators